

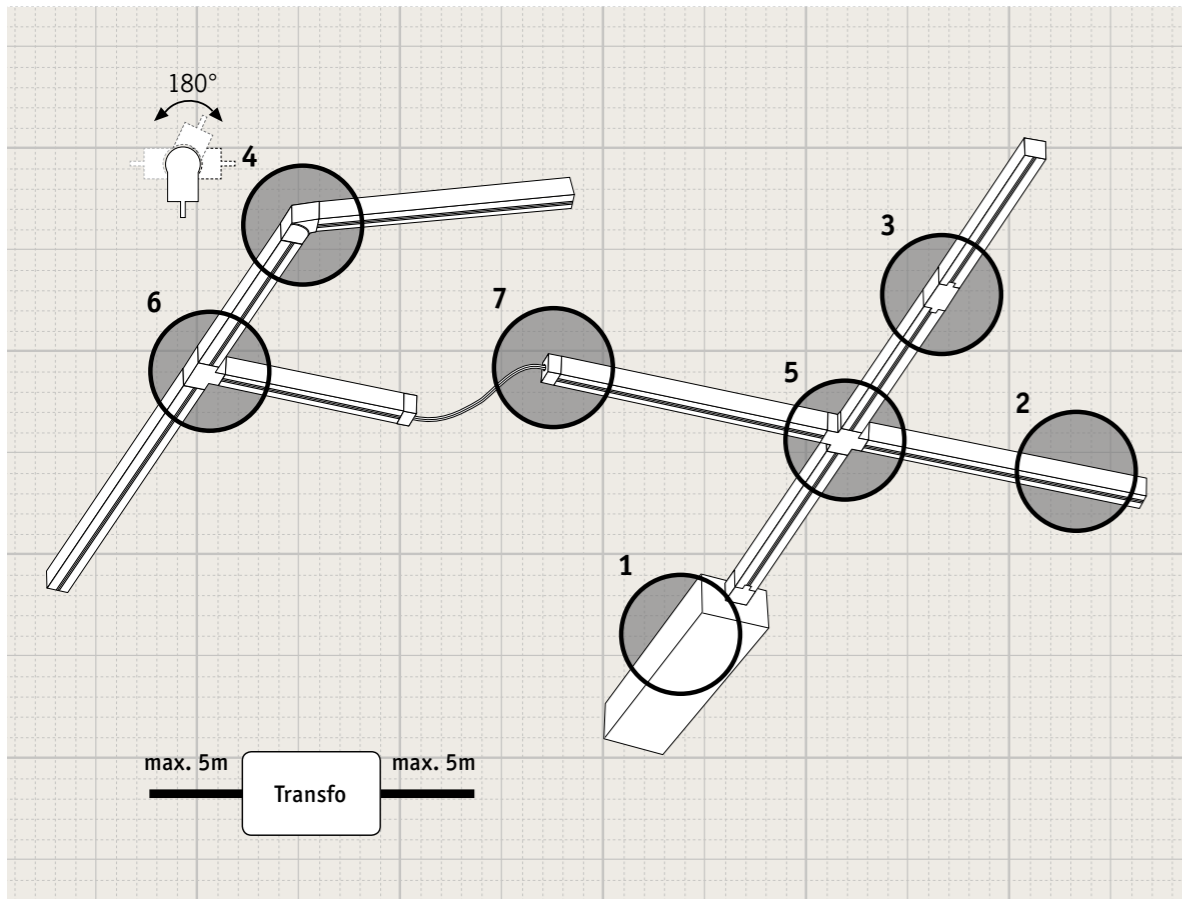
P

Paulmann

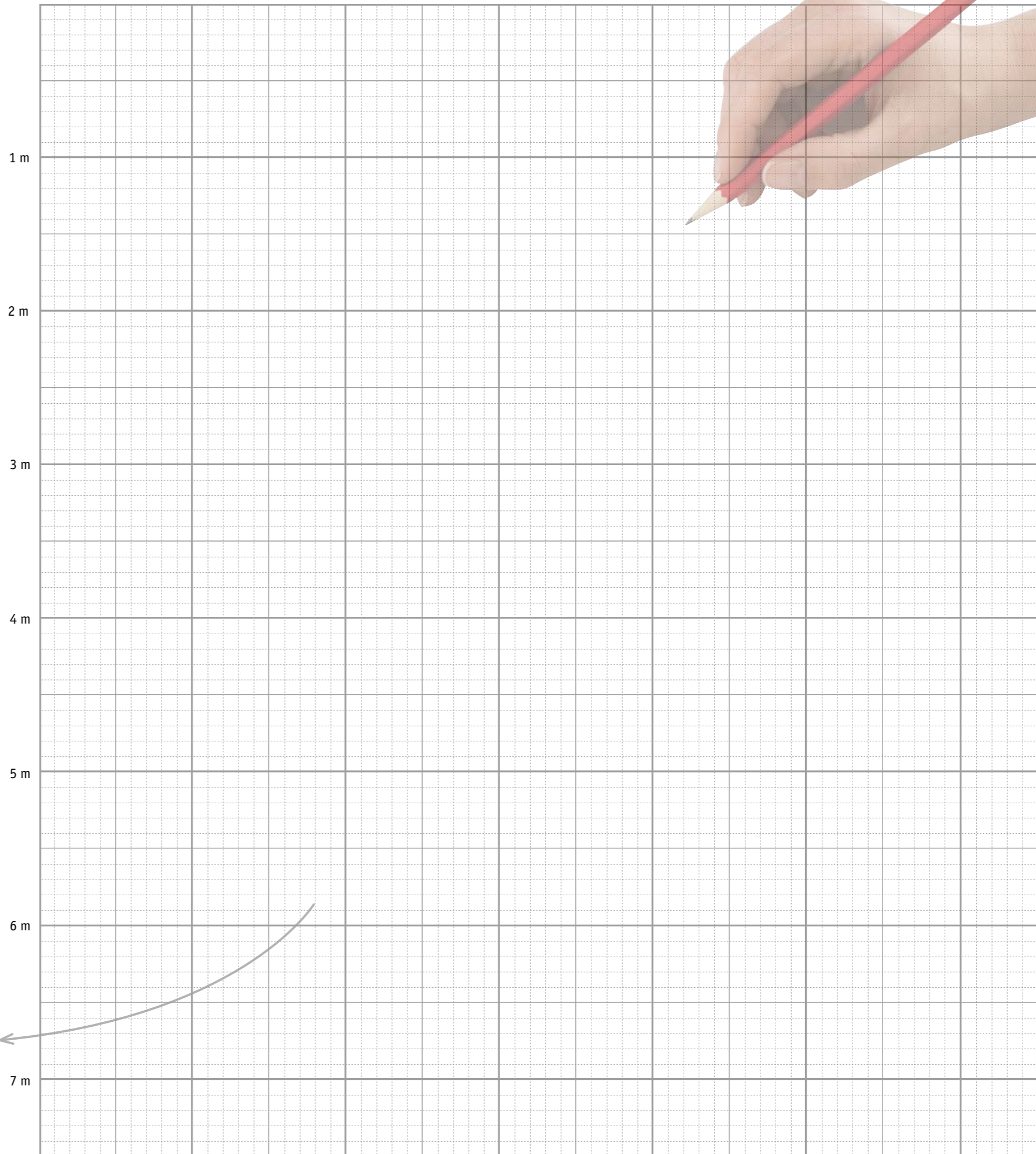
ULine 12V











LED + Halogen





1 m 2 m 3 m 4 m 5 m 6 m



- | | | | | |
|----------|--------|---------|---|--|
| 1 | 950.50 | _____ x | Transfo max. 60W (50W LED)
∅47 ⇄287 ⇄70mm |  |
| 1 | 950.51 | _____ x | Transfo max. 150W (130W LED)
∅110 ⇄177 ⇄101mm |  |
| 2 | 950.47 | _____ x | Track 0,5m
∅13 ⇄13mm ⇄0,5m |  |
| 2 | 950.48 | _____ x | Track 1m
∅13 ⇄13mm ⇄1m |  |
| 2 | 950.49 | _____ x | Track 2m
∅13 ⇄13mm ⇄2m |  |
| 3 | 950.52 | _____ x | Line Connector
∅35 ⇄15 ⇄14mm |  |
| 4 | 950.55 | _____ x | L-Connector
∅15 ⇄53 ⇄14mm |  |
| 5 | 950.54 | _____ x | X-Connector
∅42 ⇄42 ⇄14mm |  |
| 6 | 950.53 | _____ x | T-Connector
∅42 ⇄29 ⇄14mm |  |
| 7 | 950.56 | _____ x | MAX Connector
∅15 ⇄170 ⇄14mm |  |

000.00 3 x

ULine 12V LED + Halogen



Paulmann EcoSystems

LED	Halogen 12V
-90 %	-50 %
30.000 h	2.000-5.000 h

LED

Line
1x20W, 12V
3000 K
∅16,5 ⇄ 684mm ∓1500mm
950.66

Inline
1x1W, 12V
3000 K
∅7 ⇄ 142 ∓12,5mm
950.64

Pencil
1x3W, 12V
3000 K
∅50 ⇄ 75 ∓95 ∅19mm
950.61

Fennel
1x3W, 12V
3000 K
∅122 ⇄ 75 ∓81 ∅122mm
950.62

Cone
1x5W, 12V
3000 K
∅101 ⇄ 75 ∓108 ∅50mm
950.63

Halogen 12V

Sheela
1x35W, 12V
∓56 ⇄ 75 ∓1500 ∅49mm
950.60

Singin
1x20W, 12V
∅100 ⇄ 75 ∓100mm
950.57

Mitech
1x35W, 12V
∅53 ⇄ 75 ∓120 ∅61mm
950.58

Sheela
1x35W, 12V
∅56 ⇄ 75 ∓100 ∅49mm
950.59